



OPTIONAL ACCESSORIES		Part No.	Weight	E21	U31	U32	E33	L234	U325	E435	Suggested Retail	
HEARTH TRIM KITS - Black												
	Standard faceplate	1" x 40"	400-950	3	Yes	Yes	Yes	-	-	-	\$31	
		2" x 40"	400-926	3	Yes	Yes	Yes	-	-	-	31	
		4" x 40"	400-928	4	Yes	Yes	Yes	-	-	-	37	
		6" x 40"	400-959	4	Yes	Yes	Yes	-	-	-	37	
		1" x 45.5"	320-940	2	-	-	-	Yes	-	-	31	
		2" x 45.5"	320-942	3	-	-	-	Yes	-	-	31	
		4" x 45.5"	320-944	4	-	-	-	Yes	-	-	37	
	Contemporary Hearth Trim	2" x 41"	425-942	4	-	-	Yes	-	-	Yes	-	38
		2" x 46.75"	341-942	5	-	-	-	Yes	-	-	Yes	40
	Adjustable Hearth Trim	9" x 30"	402-955	5	-	-	-	-	Yes	-	-	47
Oversize faceplate	1" x 45.5"	320-940	2	Yes	Yes	Yes	-	-	-	-	31	
	2" x 45.5"	320-942	3	Yes	Yes	Yes	-	-	-	-	31	
	4" x 45.5"	320-944	4	Yes	Yes	Yes	-	-	-	-	37	
	6" x 45.5"	320-946	5	Yes	Yes	Yes	-	-	-	-	37	
	(While Quantities Last)	4" x 49-9/16"	320-945	5	-	-	-	Yes	-	-	-	43
Molded faceplate	4" x 40-1/8"	402-955	5	Yes	Yes	Yes	Yes	-	-	-	47	
	4" x 45-9/16"	320-952	5	-	-	-	-	-	-	-	47	

Hearth trim kits are used if the unit is raised inside the fireplace.


UNIT VENTING INFORMATION		E21	U31	U32	E33	L234	U325	E435
Vent Size (Exhaust)	4" (optional 3")	4"	3"	3"	3"	3"	3"	3"
Vent Size (Air Intake)	n/a	n/a	3"	3"	3" (optional 2")	3"	3"	
Vent Type	BV	BV	DV	DV	DV	DV	DV	
Vent Location	Top	Top	Top	30°	30°	Top	30°	

VENTING OPTIONS FOR FOR DIRECT VENT INSERTS

HEARTH MOUNTED (Coaxial to Colinear)		Part No.	Weight	E21	U31	U32	E33	L234	U325	E435	Suggested Retail
3" x 3" HEARTH MOUNTED (Coaxial to Colinear)											
MUST CHOOSE ALL PIECES for 3" x 3" INSTALLATION											
	3" x 3" Co-linear vertical termination cap & flashing	946-529	7	-	-	Yes	Yes	Yes	Yes	Yes	\$159
	3" x 35' Flex chimney liner (for up to 17.5')	948-305	9	-	-	Yes	Yes	Yes	Yes	Yes	120

3"(Air Intake) x 3"(Exhaust). Chimney Flashing is 16"x16"


3301 Skytech Remote: \$109.99

OPTIONAL ACCESSORIES		Part No.	Weight	E21	U31	U32	E33	L234	U325	E435	Suggested Retail	
HEARTH TRIM KITS - Black												
	Standard faceplate	1" x 40"	400-950	3	Yes	Yes	Yes	-	-	-	\$31	
		2" x 40"	400-926	3	Yes	Yes	Yes	-	-	-	31	
		4" x 40"	400-928	4	Yes	Yes	Yes	-	-	-	37	
		6" x 40"	400-959	4	Yes	Yes	Yes	-	-	-	37	
		1" x 45.5"	320-940	2	-	-	-	Yes	-	-	31	
		2" x 45.5"	320-942	3	-	-	-	Yes	-	-	31	
		4" x 45.5"	320-944	4	-	-	-	Yes	-	-	37	
	Contemporary Hearth Trim	2" x 41"	425-942	4	-	-	Yes	-	-	Yes	-	38
		2" x 46.75"	341-942	5	-	-	-	Yes	-	-	Yes	40
	Adjustable Hearth Trim	9" x 30"	402-955	5	-	-	-	-	Yes	-	-	47
Oversize faceplate	1" x 45.5"	320-940	2	Yes	Yes	Yes	-	-	-	-	31	
	2" x 45.5"	320-942	3	Yes	Yes	Yes	-	-	-	-	31	
	4" x 45.5"	320-944	4	Yes	Yes	Yes	-	-	-	-	37	
	6" x 45.5"	320-946	5	Yes	Yes	Yes	-	-	-	-	37	
	(While Quantities Last)	4" x 49-9/16"	320-945	5	-	-	-	Yes	-	-	-	43
Molded faceplate	4" x 40-1/8"	402-955	5	Yes	Yes	Yes	Yes	-	-	-	47	
	4" x 45-9/16"	320-952	5	-	-	-	-	-	-	-	47	

Hearth trim kits are used if the unit is raised inside the fireplace.

UNIT VENTING INFORMATION		E21	U31	U32	E33	L234	U325	E435
Vent Size (Exhaust)	4" (optional 3")	4"	3"	3"	3"	3"	3"	3"
Vent Size (Air Intake)	n/a	n/a	3"	3"	3" (optional 2")	3"	3"	
Vent Type	BV	BV	DV	DV	DV	DV	DV	
Vent Location	Top	Top	Top	30°	30°	Top	30°	

VENTING OPTIONS FOR FOR DIRECT VENT INSERTS

HEARTH MOUNTED (Coaxial to Colinear)		Part No.	Weight	E21	U31	U32	E33	L234	U325	E435	Suggested Retail
3" x 3" HEARTH MOUNTED (Coaxial to Colinear)											
MUST CHOOSE ALL PIECES for 3" x 3" INSTALLATION											
	3" x 3" Co-linear vertical termination cap & flashing	946-529	7	-	-	Yes	Yes	Yes	Yes	Yes	\$159
	3" x 35' Flex chimney liner (for up to 17.5')	948-305	9	-	-	Yes	Yes	Yes	Yes	Yes	120

3"(Air Intake) x 3"(Exhaust). Chimney Flashing is 16"x16"

3301 Skytech Remote: \$109.99