




Regency I1200S, I2400M, I3100L, H2100M



BASIC EQUIPMENT		Part no.	Weight	Suggested Retail
BODY ONLY (SEE DOOR OPTIONS BELOW)				
	Small	I1200S	225	\$1,215
	2009 USA Retail Pricing for: • I1200* - 55,000 BTU, 73.8% efficiency, 3.0 gms/hr emissions, 18" log * Must Order One Flue Adaptor (171-932 or 171-936)			
	Medium	I2400M	375	1,785
	Large	I3100L	422	2,139
• Standard unit includes: metallic black body, 1 set of black grills (163-930) • I2400 - 75,000 BTU, 77% efficiency, 3.4 gms/hr emissions, 18" log back-front and side-side • I3100 - 75,000 BTU, 71% efficiency, 4.2 gms/hr emissions, 21" log				
	Hearth Heater		H2100M	313
	• Standard unit includes: metallic black body • H2100 - 70,000 BTU, 72% efficiency, 3.5 gms/hr emissions, 18" log			

DOOR OPTIONS		MUST CHOOSE ONE		
For I1200S				
	Black²	850-141	27	\$175
	Black with Nickel Trim²	850-143	27	390
	Black with Gold Trim¹	850-144	27	390
	Gold¹	850-142	27	390
For I2400M, I3100L & H2100M				
	Black²	850-151	30	186
	Black with Nickel Trim²	850-153	30	402
	Black with Gold Trim¹	850-154	30	402
	Gold¹	850-152	30	402
¹ - Includes two gold hinge caps and two spring handles (one large & one small)				
² - Includes two brushed nickel hinge caps and two spring handles (one large & one small)				

REQUIRED FLUE ADAPTORS		MUST CHOOSE ONE (For I1200)		
	Standard Adaptor (8-1/4" to Center Line of Flue)	171-932	27	\$59
	Offset Adaptor (12-3/4" to Center Line of Flue)	171-936	27	81
Flue adaptor for I1200. Must choose either 8-1/4" or 12-3/4" to Center Line of Flue				




SEE SMOKE PIPE AND CLASS A CARD FOR VENTING

10/09

Qualifies for Federal Tax Credit 30% Up to \$1500.00

Regency I1200S, I2400M, I3100L, H2100M



BASIC EQUIPMENT		Part no.	Weight	Suggested Retail
BODY ONLY (SEE DOOR OPTIONS BELOW)				
	Small	I1200S	225	\$1,215
	2009 USA Retail Pricing for: • I1200* - 55,000 BTU, 73.8% efficiency, 3.0 gms/hr emissions, 18" log * Must Order One Flue Adaptor (171-932 or 171-936)			
	Medium	I2400M	375	1,785
	Large	I3100L	422	2,139
• Standard unit includes: metallic black body, 1 set of black grills (163-930) • I2400 - 75,000 BTU, 77% efficiency, 3.4 gms/hr emissions, 18" log back-front and side-side • I3100 - 75,000 BTU, 71% efficiency, 4.2 gms/hr emissions, 21" log				
	Hearth Heater		H2100M	313
	• Standard unit includes: metallic black body • H2100 - 70,000 BTU, 72% efficiency, 3.5 gms/hr emissions, 18" log			

DOOR OPTIONS		MUST CHOOSE ONE		
For I1200S				
	Black²	850-141	27	\$175
	Black with Nickel Trim²	850-143	27	390
	Black with Gold Trim¹	850-144	27	390
	Gold¹	850-142	27	390
For I2400M, I3100L & H2100M				
	Black²	850-151	30	186
	Black with Nickel Trim²	850-153	30	402
	Black with Gold Trim¹	850-154	30	402
	Gold¹	850-152	30	402
¹ - Includes two gold hinge caps and two spring handles (one large & one small)				
² - Includes two brushed nickel hinge caps and two spring handles (one large & one small)				

REQUIRED FLUE ADAPTORS		MUST CHOOSE ONE (For I1200)		
	Standard Adaptor (8-1/4" to Center Line of Flue)	171-932	27	\$59
	Offset Adaptor (12-3/4" to Center Line of Flue)	171-936	27	81
Flue adaptor for I1200. Must choose either 8-1/4" or 12-3/4" to Center Line of Flue				

SEE SMOKE PIPE AND CLASS A CARD FOR VENTING

10/09

Qualifies for Federal Tax Credit 30% Up to \$1500.00