



*Lakefield shown w/black Prairie doors,  
beige tile side insets & matching hearth pad*



## Free-Standing

GAS STOVES  
BRECKENRIDGE • DULUTH • LAKEFIELD

# Free-Standing Specifications



Breckenridge  
in brown enamel

Model	Fuel Opt	High	Low	Max. Efficiency
#56520/#56150	NG	33,000	15,750	81.0%
	LP	31,500	15,750	81.0%
#55801	NG	23,000	16,000	80.0%
	LP	22,500	15,000	80.0%

## Features:

- Canada P-4 approved
- AFUE rated
- Cast iron shell - Breckenridge/Duluth
- Cast iron decorative doors - Breckenridge/Duluth
- Quick-latch glass assembly
- Arched valance - Lakefield
- High quality ceramic glass (11" x 17") - Duluth
- High quality ceramic glass (14" x 21") - Breckenridge/Lakefield
- Seasonal heat dump baffle
- Refractory firebrick panels
- Flip-up control panel cover
- High/low regulator
- Patented burner and log design
- Minnesota Energy Code compliant - tested to 50 pascals of negative pressure

Dimensions Breckenridge #56520	
Height	28 1/4"
Width incl. Legs	28 1/8"
Width excl. Legs	27 3/8"
Depth	18 1/4" (incl. legs)
Flue Size	4" exhaust & 6 5/8" intake
Footprint	18 1/4" D x 28 1/8" W
Weight	255 lbs.

Dimensions Duluth #55801	
Height	24 3/8"
Width incl. Legs	24 1/2"
Width excl. Legs	24"
Depth	16" (incl. legs)
Footprint	16" D x 24 1/2" W
Weight	203 lbs.

Dimensions Lakefield #56150	
Height	27 3/4"
Width incl. Legs	27 1/2"
Width excl. Legs	26 1/4"
Depth	17 1/4" (incl. legs)
Flue Size	4" exhaust & 6 5/8" intake
Footprint	17 1/4" D x 27 1/2" W
Weight	155 lbs.

## Safety

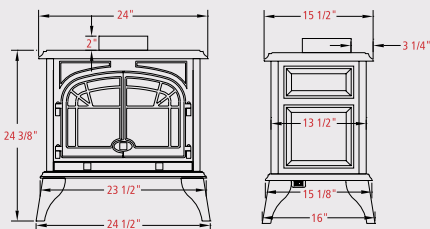
- Tested by PFS - Lakefield/Breckenridge  
Complies to ANSI Z21.88-2009 • CSA 2.33-2009
- Tested by OMNI-Test Laboratories, Inc. - Duluth  
Complies to ANSI Z21.88a-2007/CSA 2.33a-2007 'Vented gas fireplace heater'
- **Each unit factory tested!**
- Sealed combustion chamber
- Removable millivolt board with 30-second delay safety pilot
- Standing pilot with piezo ignition
- Requires **no electricity** to operate - excluding fan
- Automatic pressure relief glass system
- Bedroom and mobile home approved

## Clearances

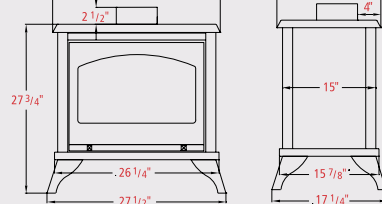
From unit to side wall*	7"
From unit to back wall*	5"
Top of unit to ceiling	47"
Top of unit to ceiling - Duluth	45"
From Simpson Dura-Vent Chimney System flue vent	1"

\* Measurement is from the top corner of the fireplace

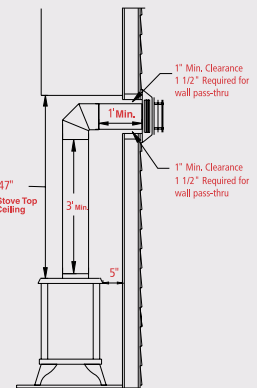
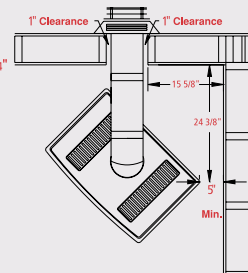
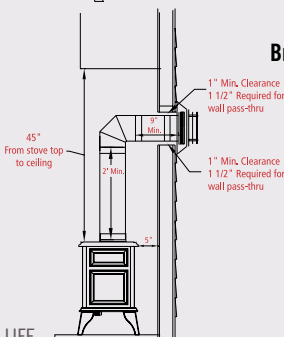
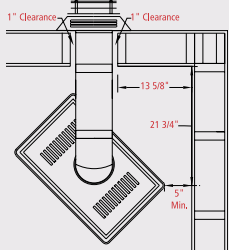
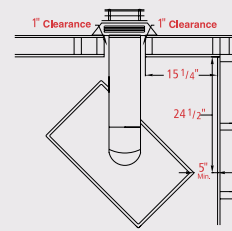
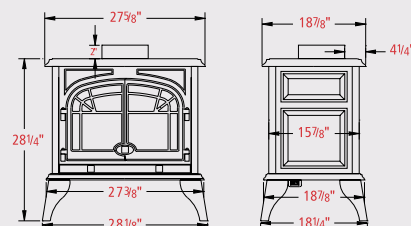
## Duluth #55801



## Lakefield #56150



## Breckenridge #56520



For Lakefield  
Breckenridge Models




*Duluth in black cast*

## Free-Standing Stoves...


When winter is at its worst, Kozy Heat is at its best. Our lineup of free-standing gas stoves provide the detailing of a woodburning stove, but offer the convenience of gas - available in three styles with eye-catching colors, guaranteed to complement any décor. Take a stand against even the frostiest days of the year with a free-standing gas stove from Kozy Heat!

# Fireplace Options & Accessories

## Finishes



## Granite Samples



Absolute Black

New Venetian Gold



Ubatuba

(tones of dark green, black & gold)

## Wall/Corner Hearth Pads



Hearth pads & tile inset kits available colors:  
warm green, rust, blue/gray & beige.

## Optional Features

## BRK DUL LKF

Optional Features	BRK	DUL	LKF
Black cast & brown enamel	X	X	
Black, rust or titanium finish			X
Convex screen	X	X	
Prairie style screen doors/several finishes available (black, rust, titanium & brushed nickel)			X
Prairie design frame with stainless steel drop-in side inset			X
Automatic fan (2 - 75 CFM) w/variable speed control & dashboard mount	X	X	X
On/off remote control or thermostatic remote control	X	X	X
Remote control mounting bracket	X	X	X
Wall mount thermostat / wireless wall mount thermostat	X	X	X
Granite and tile inset kits			X
Hearth pads			
Wall hearth pad – 36" W x 36" D	X	X	X
Wall hearth pad – 36" W x 48" D			
Corner hearth pad – 36" W x 54" D			

## Breckenridge/Duluth/Lakefield Stoves



**Breckenridge** - Black Cast



**Breckenridge** - Brown Enamel



**Duluth** - Black Cast



**Duluth** - Brown Enamel  
shown w/optional convex screen



**Lakefield** - shown standard  
w/optional rust finish  
(venting also shown in rust finish)



**Lakefield** -  
shown w/optional black  
Prairie doors



**Lakefield** - shown  
w/optional brushed nickel  
Prairie doors and stainless  
side insets



**Lakefield** - shown  
w/optional New Venetian Gold  
granite side insets and  
optional black Prairie doors

## Controls



Wall mount thermostat



Wireless wall mount  
thermostat



Wireless wall switch



Remote control

## Kozy Heat Product Line



Woodburning Fireplaces



Direct Vent Gas Fireplaces



Contemporary Gas Fireplaces



Gas Inserts



Gas Stoves



Two Harbors



Handcrafted Cabinetry

In order to continually provide the highest quality product available, features/options, specifications & dimensions are subject to change. Refer to the unit installation manual for complete installation instructions. Installation must conform with local building codes. **In some regions it may be possible that this appliance qualifies for an energy rebate. See your local dealer for details regarding promotions and qualifications.**

Manufactured by Hussong Mfg. Co. Inc.  
204 Industrial Park Drive, Lakefield, MN 56150  
7-11 Phone 1-800-253-4904 [www.kozyheat.com](http://www.kozyheat.com)

