

GEH50DNSRSA GeoSpring™ hybrid water heater

Dimensions and Installation Information (in inches)

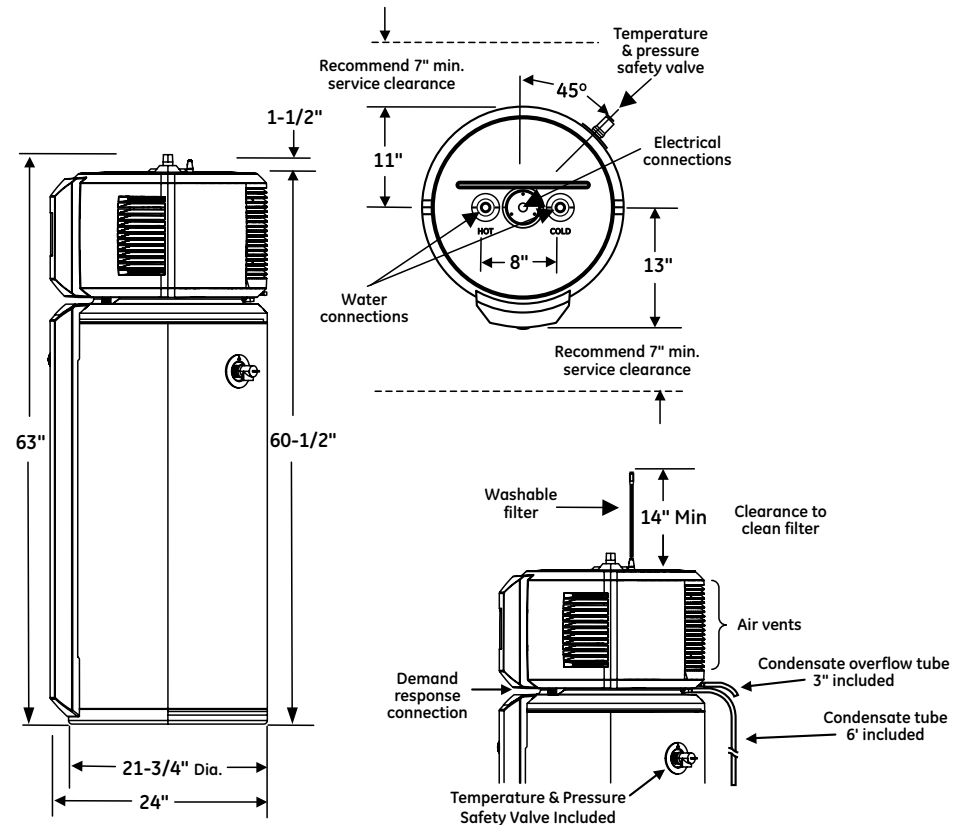
Local Installation Regulations: This water heater must be installed in accordance with these instructions, local codes, utility codes, utility company requirements or, in the absence of local codes, the latest edition of the National Electrical Code. It is available from some local libraries or can be purchased from the National Fire Prevention Association, Batterymarch park, Quincy, MA 02169 as booklet ANSI/NFPA 70.

Installation Information: For complete information, see installation instructions packed with your water heater.

Power Requirements: Check the markings on the rating plate of the water heater to be certain the power supply corresponds to the water heater requirements.

Location: Locate the water heater in a clean dry area as near as practical to the area of greatest heated water demand. Long uninsulated hot water lines can waste energy and water.

Note: Because this unit draws in air from the room to heat the water, the room must be at least 10' x 10' x 7' (700 cubic feet) or larger. If the room is smaller, there must be a louvered door. Place the water heater in such a manner that the air filter, cover and front panels can be removed to permit inspection and servicing, such as removal of elements or cleaning of the filter. The water heater and water lines should be protected from freezing temperatures and high-corrosive atmospheres. Do not install the water heater in outdoor, unprotected areas.



Above illustration intended for dimensional reference only.
Refer to photograph for actual product appearance.

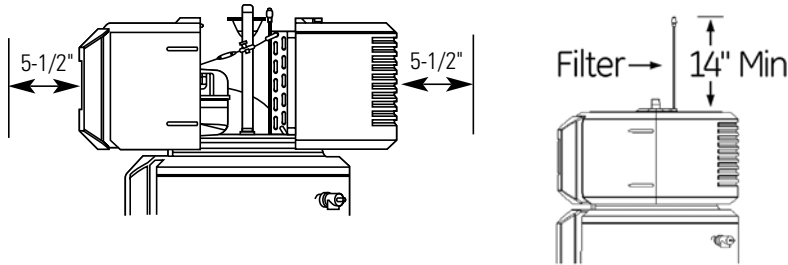
For answers to your Monogram,® GE Profile™ or GE® appliance questions, visit our website at geappliances.com or call GE Answer Center® service, 800.626.2000.



GEH50DNSRSA GeoSpring™ hybrid water heater

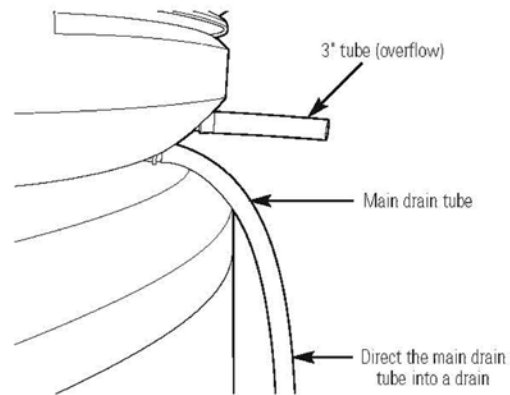
Dimensions and Installation Information (in inches)

Required Clearances: There must be a 7" clearance recommended (air space), with a 5-1/2" minimum clearance between any object and the front and rear covers in the event service is needed.



A 14" minimum clearance is required to remove the filter for cleaning. The hot and cold water plumbing and electrical connections must not interfere with the removal of the filter.

Condensate Drain: The unit has a condensate drain; therefore a drain must be available in close proximity to the unit. The drain must be no higher than 36" above the floor (laundry drain is acceptable). If no drain is available, then a common condensate pump with a capacity no less than 1 gallon/hour must be purchased from a local builder and supply store and installed.



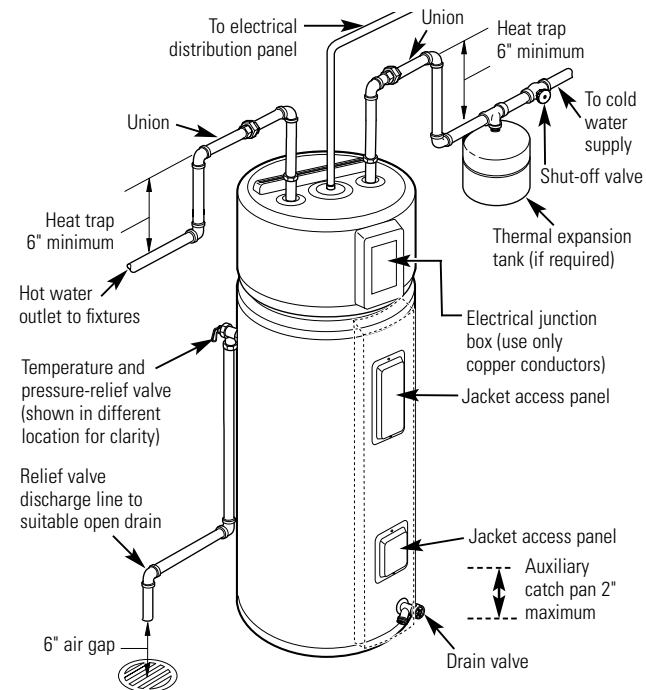
For answers to your Monogram® GE Profile™ or GE® appliance questions, visit our website at geappliances.com or call GE Answer Center® service, 800.626.2000.

Water Supply Connections: Refer to the illustration below for suggested typical installation. The installation of unions or flexible copper connectors is recommended on the hot and cold water connections so that the water heater may be easily disconnected for servicing if necessary. The HOT and COLD water connections are clearly marked and are 3/4" NPT on all models.

Note: Install a shut-off valve in the cold water line near the water heater. This will enable easier service or maintenance of the unit later.

IMPORTANT: Do not apply heat to the HOT or COLD water connections. If sweat connections are used, sweat tubing to adapter before fitting the adapter to the cold water connections on heater. Any heat applied to the hot or cold water connection will permanently damage the dip tube.

TYPICAL INSTALLATION



Above illustration intended for dimensional reference only. Refer to photograph for actual product appearance.



GEH50DNSRSA

GeoSpring™ hybrid water heater

Verification Checklist:

<input type="checkbox"/>	1 Tank location: - Is room size less than 10x10x7 (700 cu. ft.)? If yes, Louvered door or similar ventilation is needed. - Back of unit away from wall by 7 inches. - Front of unit is free and clear. - Is the water heater level ? If no, add shims under the base of the unit.
<input type="checkbox"/>	2 Plumbing connections: - Do not prevent air filter removal. - No leaks after filling the tank with water, either when water is flowing or not.
<input type="checkbox"/>	3 Condensate lines are in place: 1) Short tube on upper drain nozzle. 2) Longer tube on lower drain nozzle and directed into a floor drain or a condensate pump.
<input type="checkbox"/>	4 T & P valve is working and drain line completed per local code.
<input type="checkbox"/>	5 Electrical connection does not prevent air filter removal.
<input type="checkbox"/>	Verify control panel displays 120°F Hybrid Mode.
<input type="checkbox"/>	Front cover is in place.

Normal startup—what to expect after pressing the POWER button

Elapsed time	Hybrid water heater actions	Comments
:00 to 1:30 minutes	Unit is silent.	This 3-minute off-time prevents compressor from being "short cycled" (improved reliability).
1:30 to 3:00 minutes	Fan turns on.	
3:00 to 8:00 minutes	Compressor turns on and runs for 5 minutes.	This 5-minute period is used to ensure tank is full of water (dry fire prevention algorithm).
8:00 to 30:00 minutes	Compressor turns off, and upper element turns on for approximately 20 minutes	Quickly provides initial amount of hot water for user (~25 gallons).
30 minutes and beyond	Upper element turns off, and compressor turns back on	Uses efficient heat pump for majority of heating.

NOTE: Heat pump operating range is 45°F to 120°F.

For answers to your Monogram,® GE Profile™ or GE® appliance questions, visit our website at geappliances.com or call GE Answer Center® service, 800.626.2000.

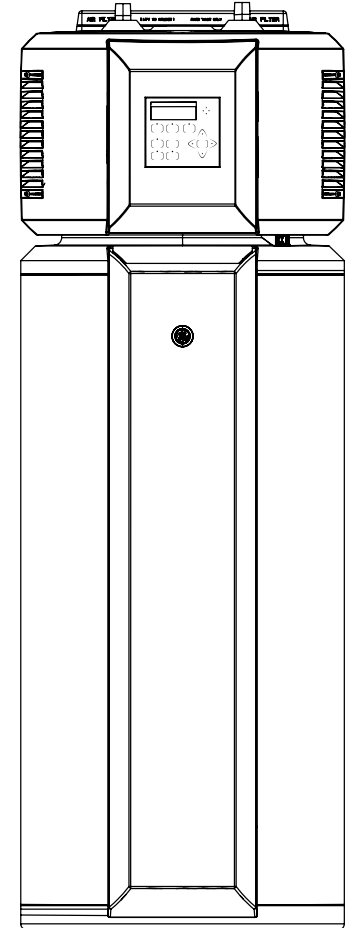


imagination at work

GEH50DNSRSA GeoSpring™ hybrid water heater

Features and Benefits

- ENERGY STAR® Qualified - Exceeds federal guidelines for energy efficiency and provides year-round energy and money savings
- Consumes up to 62% less energy than a standard electric water heater
- Save \$320 per year in water heater operating cost (Based on DOE test procedure and comparison of a 50-gallon standard electric tank water heater using 4881 KWH per year vs. the GE heat pump water heater using 1856 KWH per year)
- Demand response capable
- Offers easy replacement of standard electric water heater
- Fits in similar footprint as a standard 50-gallon water heater
- Uses existing water and electrical connections
- Perfect for new construction or replacement upgrade
- GEH50DNSRSA - Silver Metallic



For answers to your Monogram®, GE Profile™ or GE® appliance questions, visit our website at geappliances.com or call GE Answer Center® service, 800.626.2000.

